

STRESSLINE

STRUCTURAL BUILDING PRODUCTS

Stressline Limited, a leader in structural concrete building products, manufacture a range of high quality prestressed and precast concrete walling systems suitable for the agricultural industry.

Wall Panels, Silage Walls and Weeping Walls suitable for livestock management and the handling and storage of root crops, grain and silage.

Stressline Limited has specialised in the design, manufacture, supply and installation of structural concrete building products for over 45 years. Located in Stoney Stanton, Leicestershire the family owned company has built a solid reputation for creating and delivering the highest quality products.

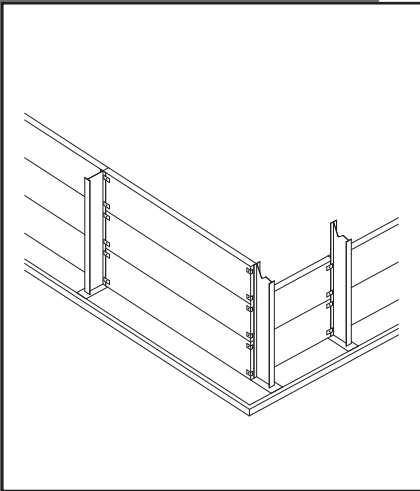
The agricultural building products are available for supply throughout England, Scotland and Wales and can be delivered with Stressline's other products - concrete lintels, steel lintels, padstones, beam and block flooring, hollowcore flooring, precast stairs & landings and concrete fencing products.



AGRICULTURAL BUILDING PRODUCTS

0870 7503167 • sales@stressline.ltd.uk • www.stressline.ltd.uk

PRESTRESSED CONCRETE WALL PANELS



Stressline Wall Panels are suitable for all agricultural, material and crop applications where security and protection are required and where potentially high loads are experienced. Designed to clamp securely in place to the buildings steelwork or alternatively to steel or concrete posts.

Thk (mm)	H(mm)	Standard W(mm)	Max W(mm)	Loading
90	1000/1200/1500	4570/6100	Upto 8000	Single/Double
145	1000/1200/1500	4570/6100	Upto 8000	Single/Double

Ancillary Products

Cleats and Bolt Sets

Purpose designed with unique "no-turn" feature galvanised or painted.

Joint Sealants

Variety of specifications dependant on requirements.

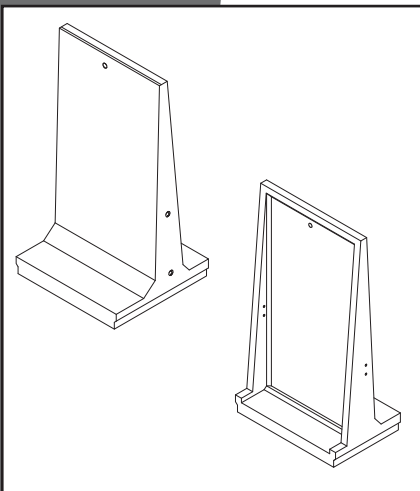
Shims

Galvanised steel or plastic shims to assist accurate installation.

Steel Post

For stand alone silos or bunkers these posts are available galvanised or painted and are to be cast into a concrete foundation.

PRECAST SILAGE WALL



Stressline Silage Walls are suitable for the bulk storage and handling of silage and other feed products. They are designed to fix to an existing floor slab or to be cast into a new floor slab during construction.

Standard	W(mm)	H(mm)	Corner & End	W(mm)	H(mm)	Loading
'L' Type	1440	3000	'L' Type	1440	3000	Single
'T' Type	1440	3000	'T' Type	1440	3000	Double

Ancillary Products

Joint Sealants

Variety of specifications dependant on requirements.

Shims

Galvanised steel or plastic shims to assist accurate installation.

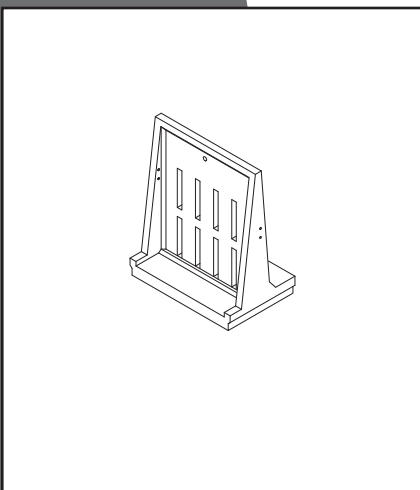
Sight Rail

Provides a suitable rail fixed to the top of the complete wall.

Reinforcement

Loose bar reinforcement (when casting into new floor slab).

PRECAST WEeping WALL



Stressline Weeping Walls are suitable for the bulk storage, handling and separating of slurry waste. They are designed to fix to an existing floor slab or to be cast into a new floor slab during construction.

Standard	W(mm)	H(mm)	Corner & End	W(mm)	H(mm)	Loading
'L' Type	1440	2200	'L' Type	1440	2200	Single
'T' Type	1440	2200	'T' Type	1440	2200	Double

Ancillary Products

Joint Sealant

Variety of specifications dependant on requirements.

Shims

Galvanised steel or plastic shims to assist accurate installation.

Sight Rail

Provides a suitable rail to the top of the completed wall.

Reinforcement

Loose bar reinforcement (when casting into new floor slab).

Service

Full design service - including design and layout and calculations. Factory collection or delivery available for either self offload or crane offload. Crane offload and positioning - we can work with your contractor and position the panels into their final position. All products designed and manufactured in plain grey concrete to BS5502. With steel mould finish on face and floated finish on back.